








Short Instruction


scil Vet abc Plus⁺

Concentrated Cleaning

To assure an optimal function of the scil Vet abc Plus⁺ we recommend to perform a concentrated cleaning every 2 weeks. As detergent MINOCLAIR (sodium-hypochlorit-solution) is essential.

1. Press  to access the menu «Maintenance»
2. Press the tab «Service»
3. Press  to get the menu «Maintenance Functions»
4. Activate the radio button «Concentrated Cleaning» and press  to start the cycle
5. Open the front door with the key
6. Confirm 
7. Pour 3 ml of Minoclair into the left chamber
8. Confirm 
9. Pour 3 ml of Minoclair into the right chamber
10. Confirm 
11. Close the front door with the key
12. Confirm  to start the concentrated cleaning

The display shows the time of concentrated cleaning. It takes approximately 10 minutes. After finishing the cleaning you can start measuring immediately.



measuring chamber:

right chamber = RBC - chamber

left chamber = WBC - chamber



scil animal care company GmbH
Dina-Weissmann-Allee 6
68519 Viernheim
Tel.: +49 (0) 6204 78 90 0
Fax: +49 (0) 6204 78 90 200
Email: info-de@scilvet.com
www.scilvet.com

